


CRIMPED BRUSH WIRE

CRIMPED WIRES FOR THE BRUSH INDUSTRY ARE AVAILABLE IN DIFFERENT DESIGNS:

- Gear-crimped wires, single- and double-crimped
- Pin-crimped wires

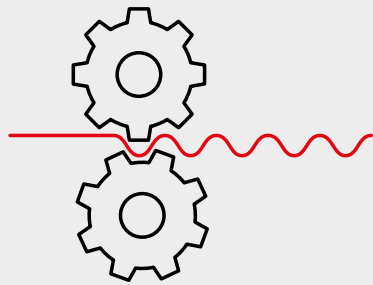
APPLICATION EXAMPLES:

- Roller brushes
- Strip brushes
- Spiral brushes
- End, cup, circular and lath brushes
- for deburring
- Paint removal
- Rust removal
- Polishing
- Descaling or other surface treatment
- Special brushes



CRIMPED BRUSH WIRE

GEAR-CRIMPED WIRES single-crimped



F - FINE CRIMP:

Wire Ø x 2

N - NORMAL CRIMP:

Wire Ø x 3

G - COARSE CRIMP:

Wire Ø x 4 - 5

CRIMP - NO. EXAMPLE:

RO 101

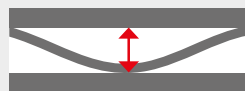
012 (Wave depth in mm)

Type Crimp-No. for
wave length 1,7mm

Caliber value for 0,12
(fine crimp wire Ø 0,06mm)



Wave length / mm



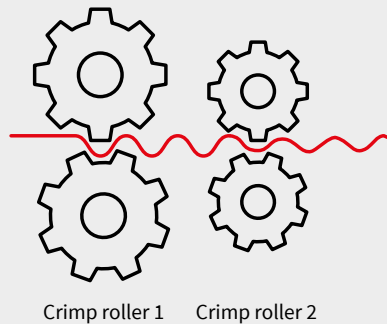
Caliber value

Crimp no.	Module-no. (internal information)	ROTHSTEIN Module - no.	Crimp length	Wire Ø recommendation	ROTHSTEIN Crimp - no. Example
1	0.5	101	1.7	0.06 - 0.20mm	F = RO 101 012 N = RO 101 020 G = RO 101 025
1	0.75	102	2.6	0.06 - 0.25mm	
1	1.0	103	3.3	0.06 - 0.35mm	
1	1.25	104	4.2	0.10 - 0.40mm	F = RO 104 020 N = RO 104 030 G = RO 104 040
1	1.5	105	5.0	0.15 - 0.50mm	
1	1.75	106	5.9	0.15 - 0.60mm	
1	2.0	107	6.7	0.20 - 0.80mm	F = RO 107 040 N = RO 107 060 G = RO 107 080
1	2.5	108	8.5	0.25 - 0.80mm	
1	3.0	109	10.2	0.30 - 0.80mm	
1	3.5	110	11.9	0.30 - 0.80mm	F = RO 110 060 N = RO 110 090 G = RO 110 120

i Other Crimps possible after analysis of wire sample.

CRIMPED BRUSH WIRE

GEAR - CRIMPED WIRES double - crimped



F - FINE CRIMP:

Wire Ø x 2

N - NORMAL CRIMP:

Wire Ø x 3

G - COARSE CRIMP:

Wire Ø x 4 - 5

CRIMP - NO. EXAMPLE:

RO 430

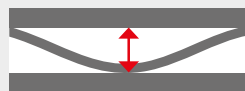
040 (Wave depth in mm)

Type Crimp-No. for
wave length 3,3/8,5mm

Caliber value for 0,40
(fine crimp wire Ø 0,20mm)



Wave length / mm



Caliber value

Crimp no.	Crimp roller 1	Crimp roller 2	ROTHSTEIN Module - no.	Wave length Crimp roller 1	Wave length Crimp roller 2	Wire Ø recommendation	ROTHSTEIN Crimp - no. Example
3	1.0	0.75	340	3.3	2.6	0.06 - 0.15mm	F= RO 340 012 N= RO 340 020 G= RO 340 025
4	1.5	1.0	400	5.0	3.3	0.10 - 0.30mm	
4	2.0	1.0	420	6.7	3.3	0.15 - 0.35mm	
4	2.5	1.0	430	8.5	3.3	0.20 - 0.40mm	F= RO 430 040 N= RO 430 060 G= RO 430 080
4	2.0	1.5	490	6.7	5.0	0.20 - 0.50mm	
5	2.5	1.5	500	8.5	5.0	0.30 - 0.60mm	
5	2.5	2.0	530	8.5	6.7	0.30 - 0.60 mm	F= RO 530 120 N= RO 530 180 G= RO 530 240
5	3.0	2.0	540	10.2	6.7	0.30 - 0.80mm	
5	3.5	2.0	550	11.9	6.7	0.30 - 0.80mm	
5	3.0	2.5	570	10.2	8.5	0.30 - 0.80 mm	F= RO 570 160 N= RO 570 240 G= RO 570 320

i Other Crimps possible after analysis of wire sample.

CRIMPED BRUSH WIRE

PIN - CRIMPED WIRES

Single - Crimped



F - FINE CRIMP:

Wire Ø x 2

N - NORMAL CRIMP:

Wire Ø x 3

G - COARSE CRIMP:

Wire Ø x 4 - 5

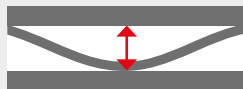
CRIMP - NO. EXAMPLE:

RO 206

012 (Wave depth in mm)

Type Crimp-No.
in mm

Caliber value for 0,12
(fine crimp wire Ø 0,06mm)



Caliber value

Pin-Crimp	Tool (internal Information)	Ø Wire	F - Fine Crimp	N - Normal Crimp	G - Coarse Crimp	ROTHSTEIN Crimp - no. Example
2	6	0.06 - 0.15mm	0.12mm	0.18mm	0.25mm	F = RO 206 012 N = RO 206 018 G = RO 206 025
2	8	0.06 - 0.20mm	0.40mm	0.60mm	0.80mm	F = RO 208 040 N = RO 208 060 G = RO 208 080
2	10	0.10 - 0.20mm	0.20mm	0.30mm	0.40mm	F = RO 210 020 N = RO 210 030 G = RO 210 040
2	15	0.15 - 0.25mm	0.30mm	0.45mm	0.60mm	F = RO 215 030 N = RO 215 045 G = RO 215 060
2	20	0.20 - 0.30mm	0.40mm	0.60mm	0.80mm	F = RO 220 040 F = RO 220 060 G = RO 220 080
2	25	0.25 - 0.40mm	0.50mm	0.75mm	1.00mm	F = RO 225 050 N = RO 225 075 G = RO 225 100
2	30	0.30 - 0.50mm	0.60mm	0.90mm	1.20mm	F = RO 230 060 N = RO 230 090 G = RO 230 120
2	30l	0.30 - 0.80mm	1.60mm	2.40mm	3.20mm	F = RO 231 160 N = RO 231 240 G = RO 231 320

i Other Crimps possible after analysis of wire sample.